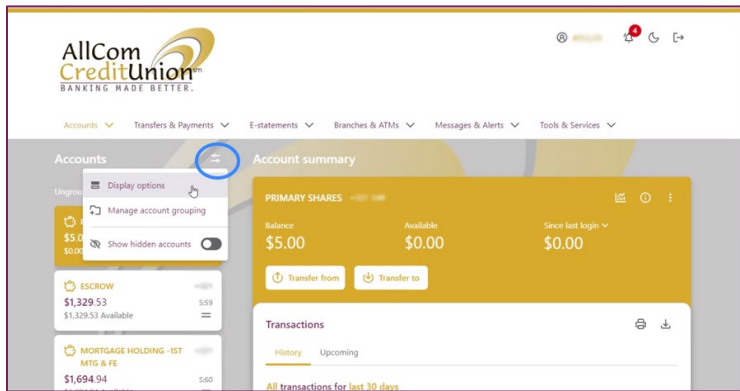


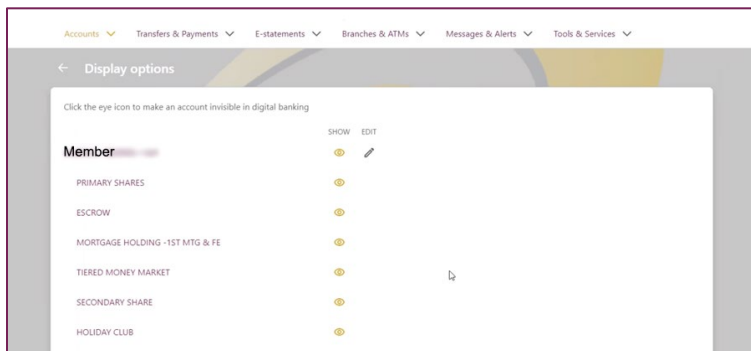
AllCom Credit Union Online Banking *Account Display Options*

Members have the option to choose which accounts they would like to view in Online Banking. If you no longer wish to view an account within Online Banking, you can hide it.

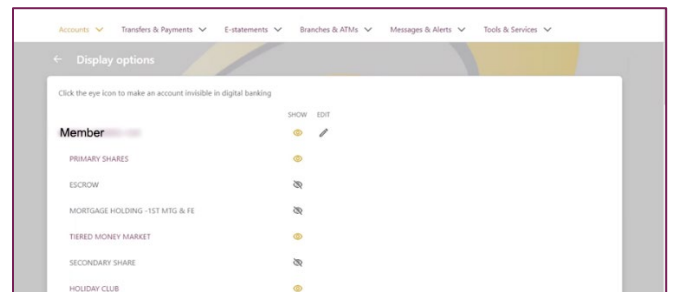
Click the *Filter* button, then *Display options*.



You will see a comprehensive list of accounts that includes all accounts you are an owner on (primary and joint).



Members can click the *Eyeball* to hide or show all available accounts. Accounts may be hidden at the member level, or individually.



Members have the option to reorder their accounts.

Click and drag accounts using the 2 lines indicated below.

